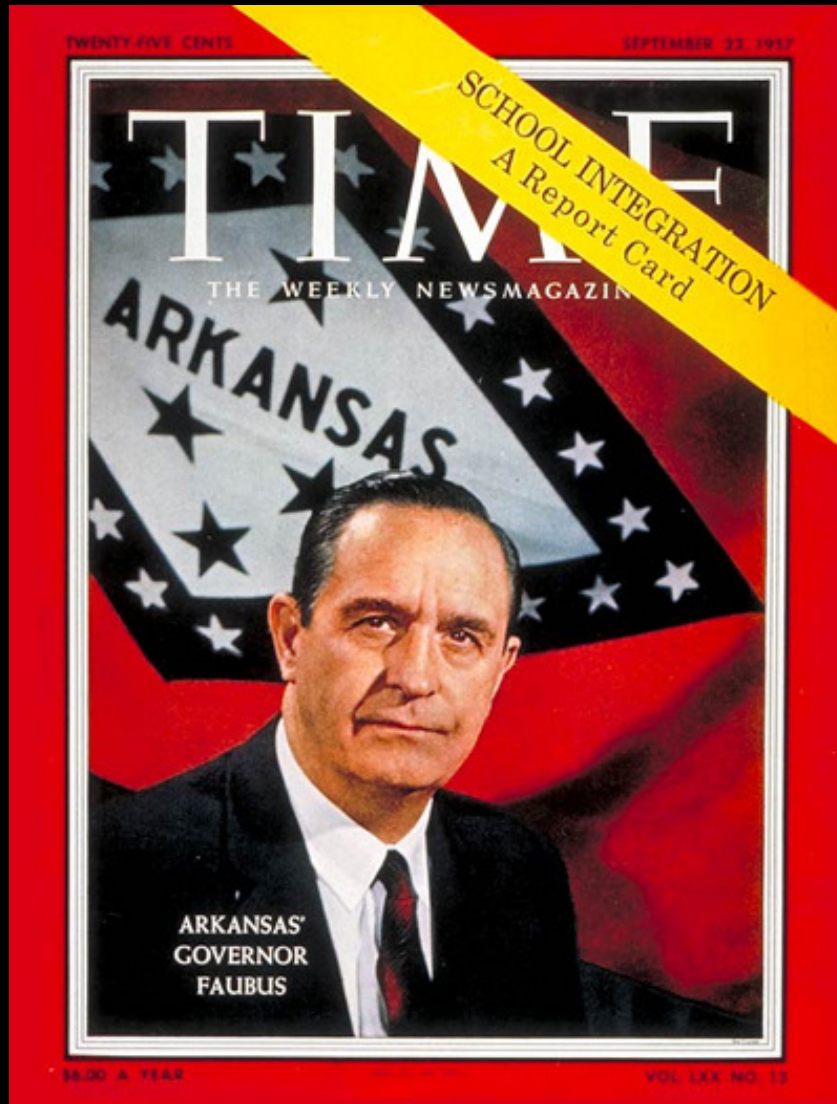


PPT: Separate is Not Equal

On September 4, 1957, angry whites harassed nine black students as they arrived at Little Rock's Central High School.




Gov. Orval Faubus sends in Nat'l Guard to “keep the peace”



He claimed it was “impossible to integrate some our schools at this time without violence.”



The Arkansas National Guard turned the Little Rock Nine away and prevented them from entering the school for three weeks.



Ike sends in fed'l troops



TWENTY-FIVE CENTS

OCTOBER 7, 1957

THE ATLAS IN FLIGHT
First Color Pictures of the ICBM

TIME

THE WEEKLY NEWSMAGAZINE



PARATROOPERS
AT
LITTLE ROCK

ROCK C

\$7.00 A YEAR

VOL. LXX NO. 15

On Sept 23, the Nine were escorted by the National Guard and entered through a side entrance of the school.



Under federal protection, the "Little Rock Nine" finished out the school year. The following year, Faubus closed all the high schools, forcing the African American students to take correspondence courses or go to out-of-state schools. The school board reopened the schools in the fall of 1959, and despite more violence--for example, the bombing of one student's house--four of the nine students returned, this time protected by local police.





In 1954 the Supreme Court judgment of Brown v. Board of Education is given. This is the launch of Desegregation in the South. It is also the beginning of the Civil Rights Movement.

Elementary and secondary schools were now integrated, but what about colleges?

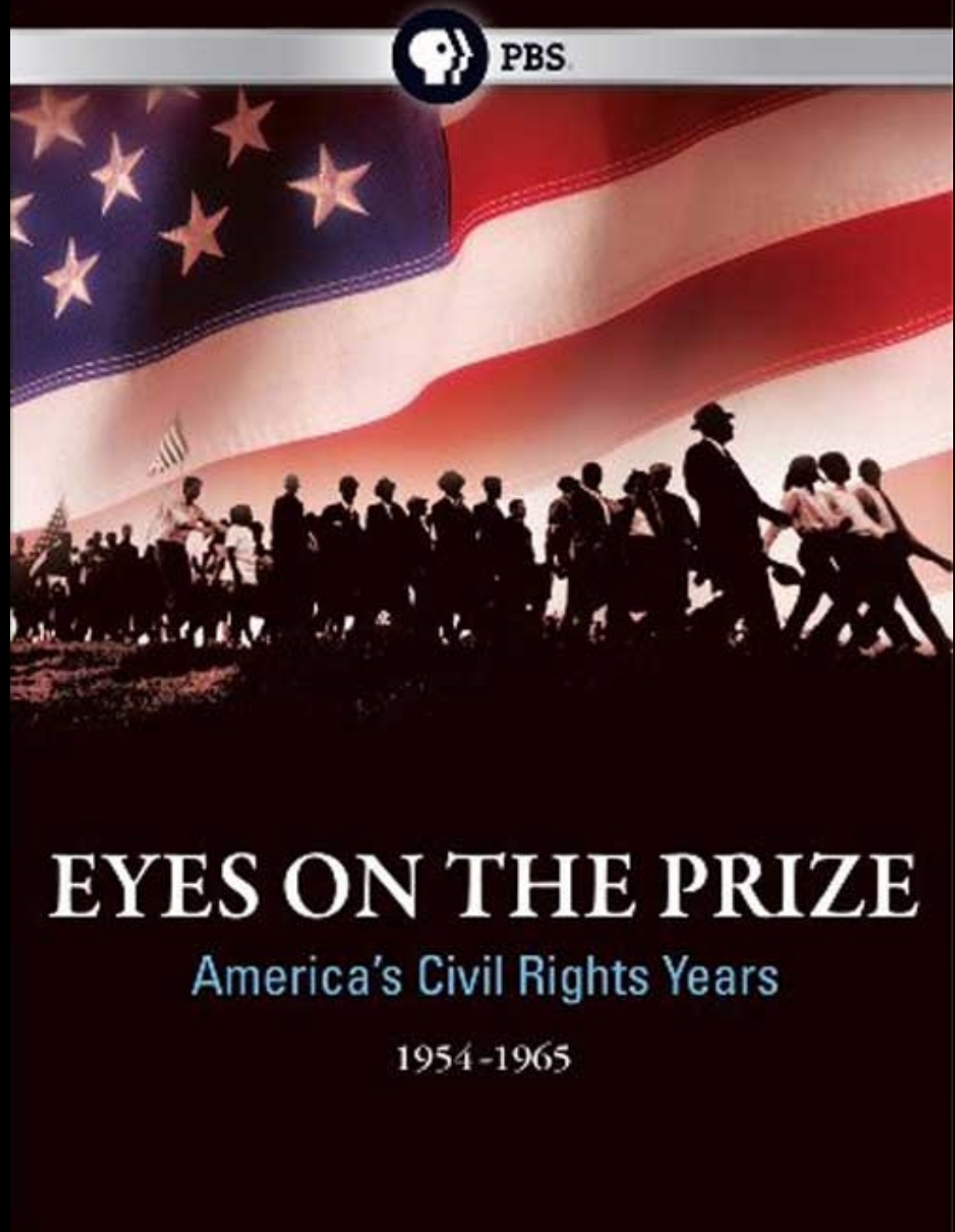


JAMES MEREDITH

University of Mississippi



**Watch
Eyes on the Prize:
Little Rock Nine**



EYES ON THE PRIZE

America's Civil Rights Years

1954-1965

How has *Brown* succeeded or failed — and why?

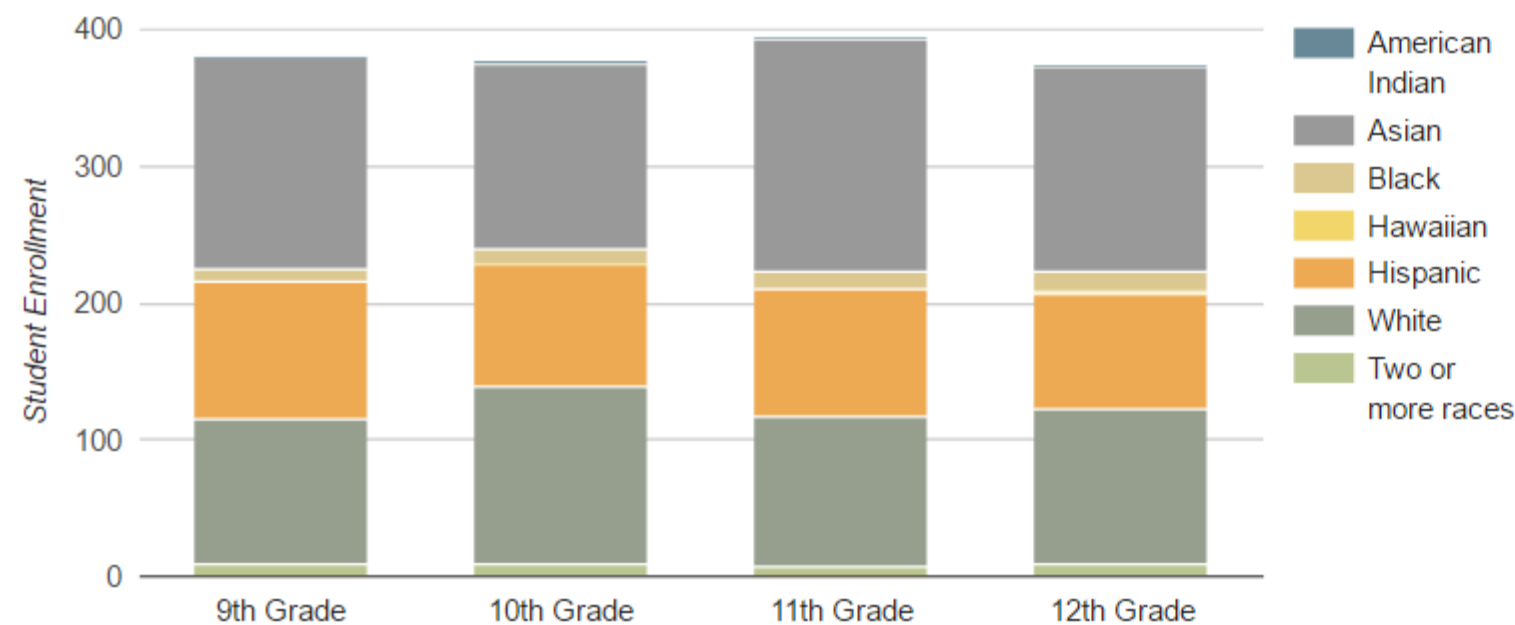
South Pasadena Senior High Student Body

- OVERVIEW
- STUDENT BODY
- TEST SCORES

Student Body

Class

These details on the school's student body are based on data reported to the government.



Total Enrollment 1,525

9th Grade 380 Students

Search

school

- Ra
- be
- Sta



Buyin

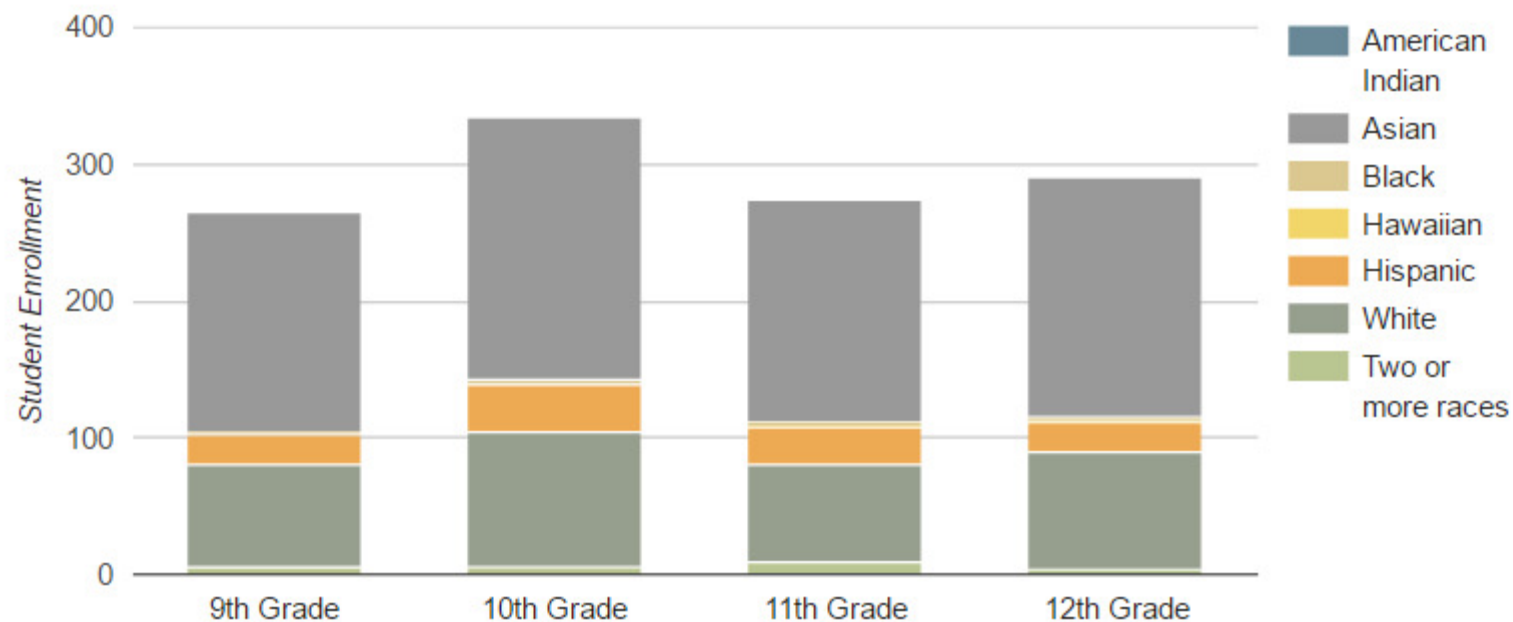
San Marino High Student Body

[OVERVIEW](#)[STUDENT BODY](#)[TEST SCORES](#)

Student Body

Class

These details on the school's student body are based on data reported to the government.



Total Enrollment

1,162

This is a breakdown of grade 9-12 by ethnic group.

9th Grade

264 Students

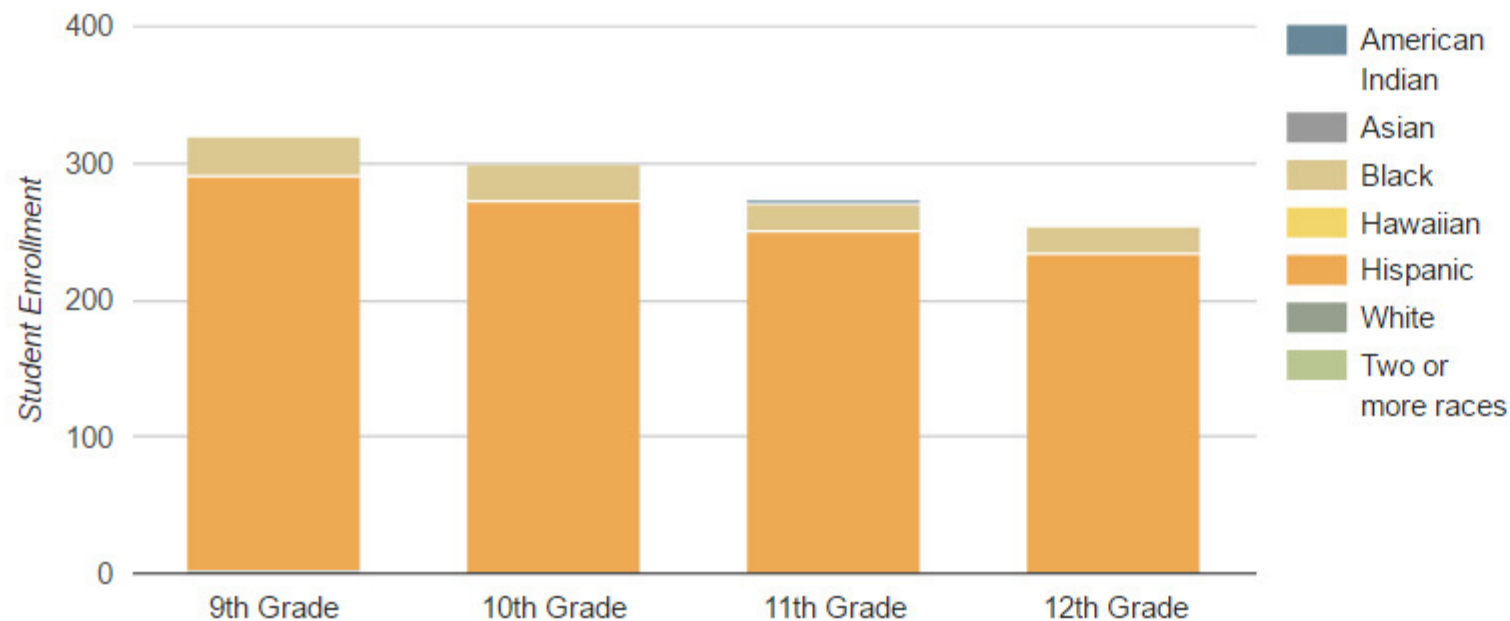
Thomas Jefferson Senior High Student Body

[OVERVIEW](#)[STUDENT BODY](#)[TEST SCORES](#)

Student Body

Class

These details on the school's student body are based on data reported to the government.



Total Enrollment

1,145

9th Grade

320 Students

Search

school



Near

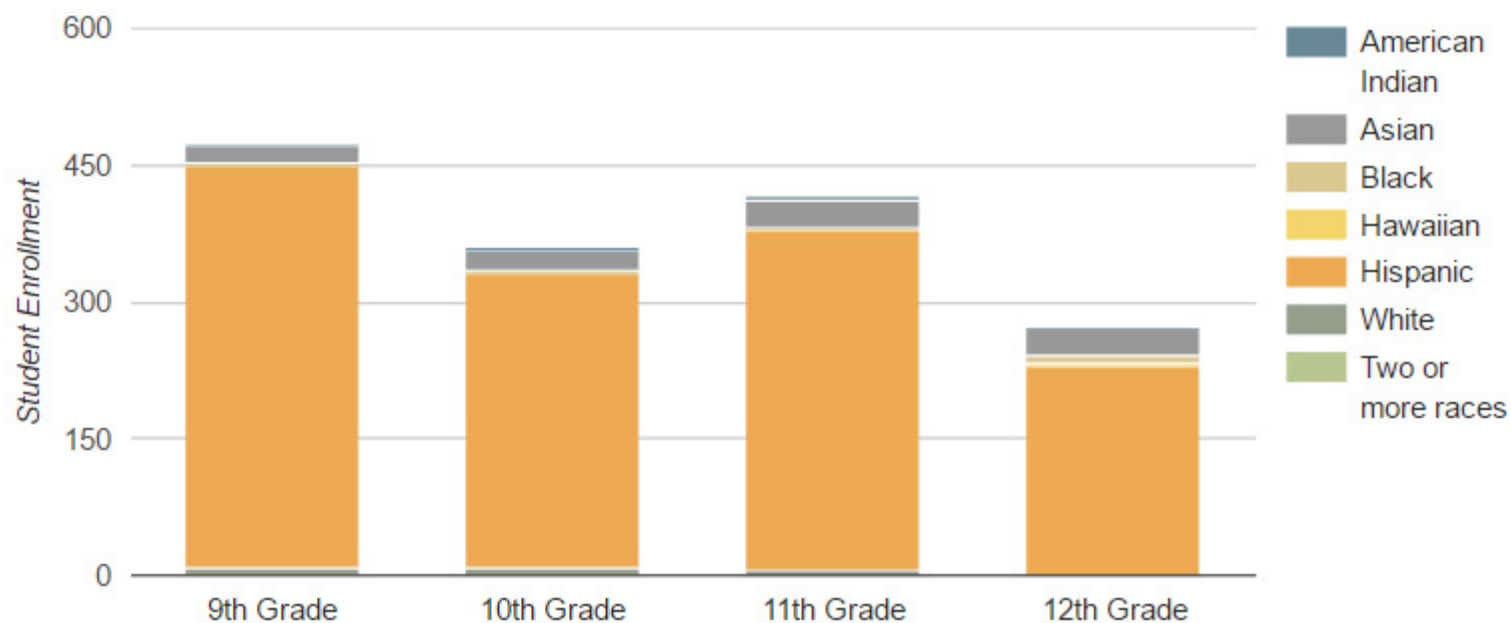
Benjamin Franklin Senior High Student Body

[OVERVIEW](#)[STUDENT BODY](#)[TEST SCORES](#)

Student Body

Class

These details on the school's student body are based on data reported to the government.



Total Enrollment

1,520

9th Grade

472 Students



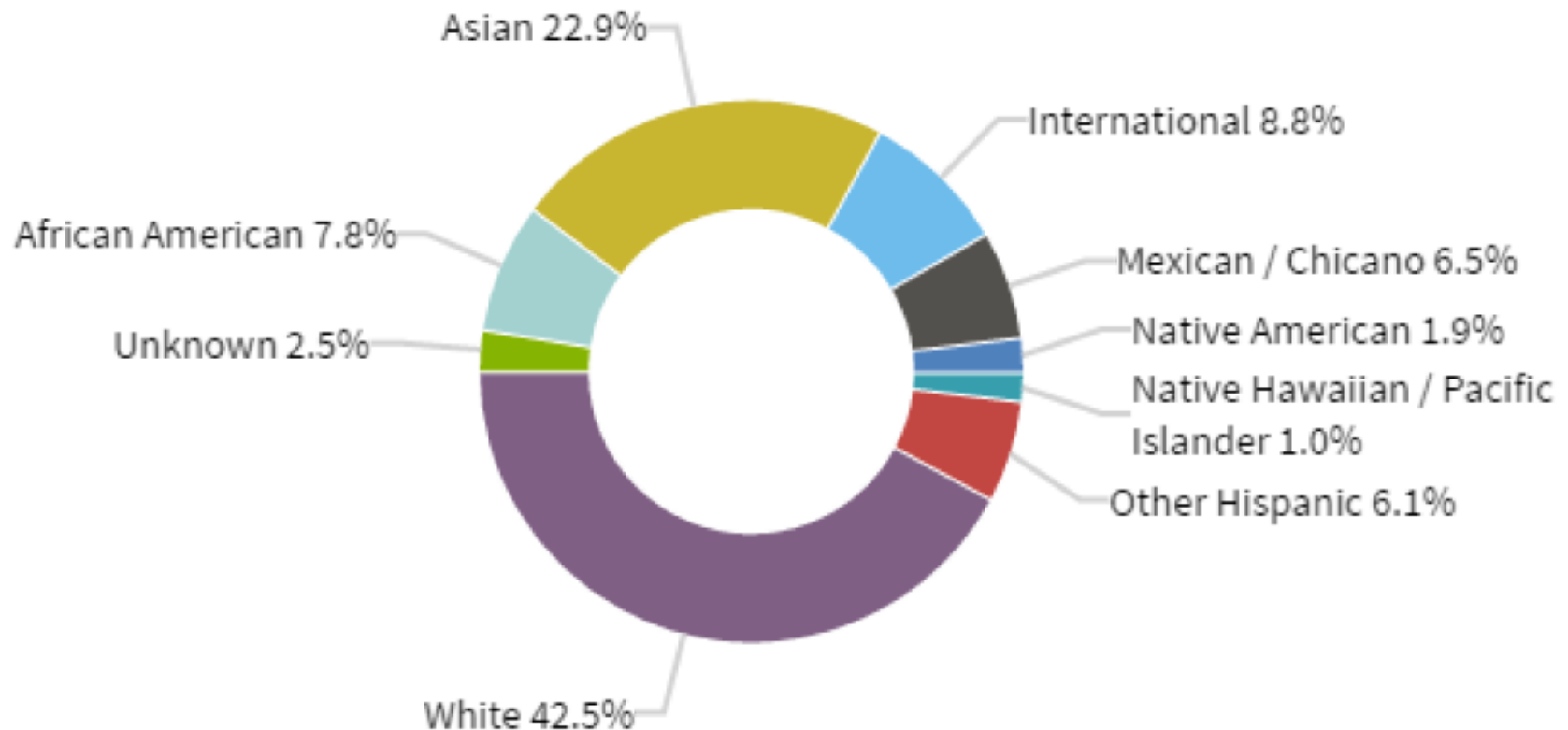
Student Demographics (Fall 2015)

Asians	17.9%
Black/African-American	5.4%
Hispanic	12.5%
White/Caucasian	33.7%
International	23.8%
Other	6.7%



Stanford University Undergraduate

RACE / ETHNICITY



CSU Los Angeles

First-year student enrollment breakdown:

- 0.1% American Indian or Alaskan Native
- 13.6% Asian, non-Hispanic/Latino
- 3.0% Black or African American, non-Hispanic/Latino
- 68.3% Hispanic/Latino
- 0.1% Native Hawaiian or other Pacific Islander, non-Hispanic/Latino
- 3.2% White, non-Hispanic/Latino
- 1.6% Two or more races non-Hispanic/Latino
- 8.1% Nonresident Alien
- 2.1% Race and/or Ethnicity unknown

Degree seeking undergraduate student breakdown:

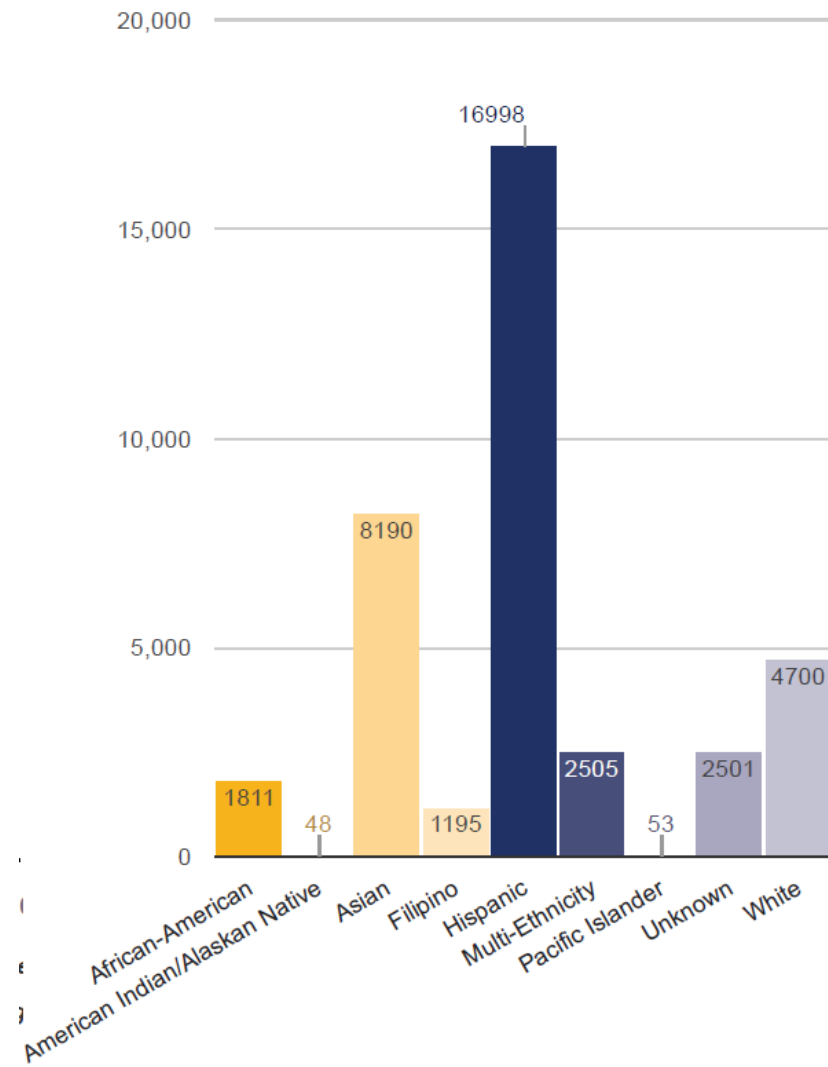
- 0.1% American Indian or Alaskan Native
- 15.8% Asian, non-Hispanic/Latino
- 4.2% Black or African American, non-Hispanic/Latino
- 60.9% Hispanic/Latino
- 0.2% Native Hawaiian or other Pacific Islander, non-Hispanic/Latino
- 7.6% White, non-Hispanic/Latino
- 1.7% Two or more races non-Hispanic/Latino
- 5.6% Nonresident Alien
- 3.8% Race and/or Ethnicity unknown



Undergraduate Student
Enrollment by Ethnicity*

African American / Black	1,189	4.0%
American Indian / Alaska Native	157	0.5%
Asian / Pacific Islander	9,933	33.5%
Hispanic	5,663	19.1%
White	8,028	27.1%
domestic, race/ethnicity unknown	927	3.1%
international	3,736	12.6%





Do you think schools should make it a priority to have a racially diverse student population? Why or why not?

Regents of Univ. of CA vs. Bakke

Affirmative action is the policy of favoring members of a disadvantaged group who currently suffer or historically have suffered from discrimination within a culture.

Should schools and businesses employ affirmative action when selecting applicants?

